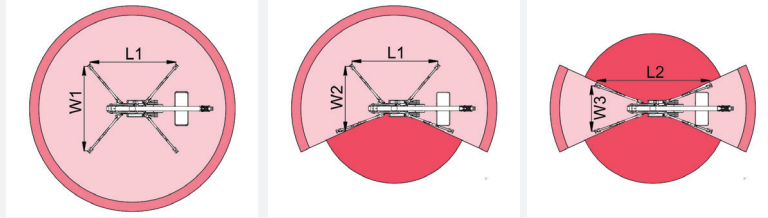
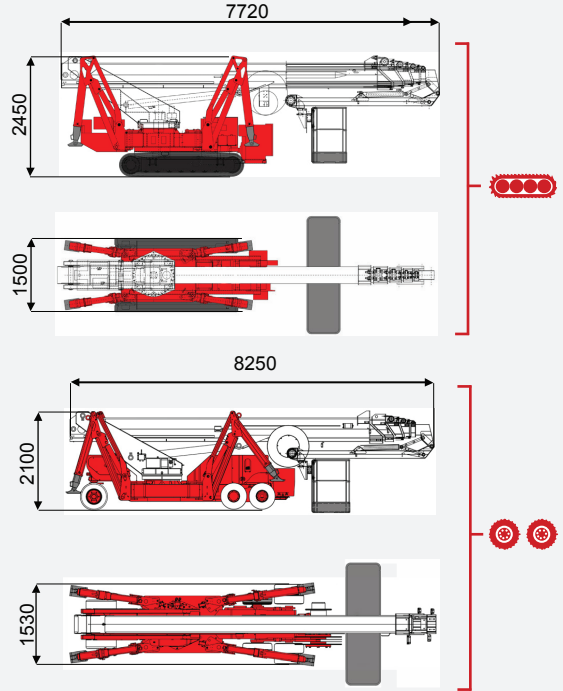
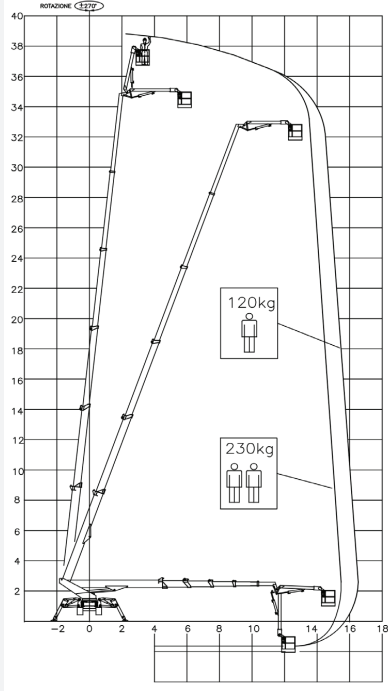




**level**  
İŞ MAKİNELERİ

0850 969 59 79

Odunluk Mah. Lefkoşe Cad. Mihraplı Plaza B Blok. No:9/3 Nilüfer - BURSA  
[www.levelmakine.com](http://www.levelmakine.com) / [level@levelmakine.com](mailto:level@levelmakine.com)



| L1      | L2      | W1      | W2      | W3      |
|---------|---------|---------|---------|---------|
| 5021 mm | 6185 mm | 4596 mm | 3740 mm | 2886 mm |

**TEKNİK ÖZELLİKLER**

**TECHNICAL SPECIFICATIONS**



|  |  | TSJ35/C                | TSJ35/R                |
|--|--|------------------------|------------------------|
| Çalışma Yüksekliği                     | Working Height                                 | 35 m                   | 35 m                   |
| Platform Yüksekliği                    | Platform Height                                | 33 m                   | 33 m                   |
| Yatay Erişim                           | Outreach                                       | 14.5 m                 | 14.5 m                 |
| Kaldırma Kapasitesi                    | Lift capacity                                  | 230 kg                 | 230 kg                 |
| Kule Dönüşü                            | Turntable rotation                             | 660°                   | 660°                   |
| Sepet Ölçüleri                         | Platform size                                  | 180x70 m               | 180x70 m               |
| Sepet Dönüşü                           | Hydraulic platform rotation                    | 90°+80°                | 90°+80°                |
| Max. Tırmanma kabiliyeti-kapalı        | Gradeability - stowed                          | 40%                    | 25%                    |
| Sürüş Hızı (Km/sa)                     | Drive speed (km/h)                             | 1.4 km/h               | 2 km/h                 |
| Ağırlık                                | Weight   | 6600 kg                | 6800 kg                |
| Yere uygulanan maksimum basınç-ayaklar | Max.ground bearing pressure on levelling jacks | 4,08 kN/m <sup>2</sup> | 4,20 kN/m <sup>2</sup> |
| Yere uygulanan maksimum basınç         | Max.ground bearing pressure                    | 5,12 kN/m <sup>2</sup> | 5,27 kN/m <sup>2</sup> |
| Genişlik                               | Width  | 1500 cm                | 1210 cm                |
| Uzunluk                                | Length   | 7650 cm                | 7930 cm                |
| Yükseklik                              | Height   | 2330 cm                | 1985                   |

|     |       | Battery type | Battery charge | Add. Weight  | Autonomy | Charging time | Electropump |          |
|-----|-------|--------------|----------------|--------------|----------|---------------|-------------|----------|
| ECO | DC+AC | TEKERLEKLİ   | 48V 270 A/h 5h | 230V-48V 45A | 400 kg   | 6-7 h endless | 7h          | 48V 9 kW |